



The new Classic PLUS

Versatility, security and utility.



Versatility, security and utility

The new Classic PLUS.


This model shows that the classics don't just ride the retro wave, but can reinvent themselves, too. It's predecessor, the C + P Classic, is known by many as a secure storage location for personal and valuable items at companies, schools and museums, for example, and this hasn't changed. What is different is the fresh design and variety of combination options and details—some of which are immediately apparent, and others only later on. We think its true utility is also expressed by the fact that it's subjected to the test bench and dynamically adapted to new conditions again and again.




Classic ventilation gills with stamped-in label holder



Anti-rotation and high-load-capacity double sliding hooks with special mounting, e.g. for hangers or retrofitted partitions



Safety turning bolt latch for padlock (turns while locked, thereby preventing break-in through over-turning), incl. door protection

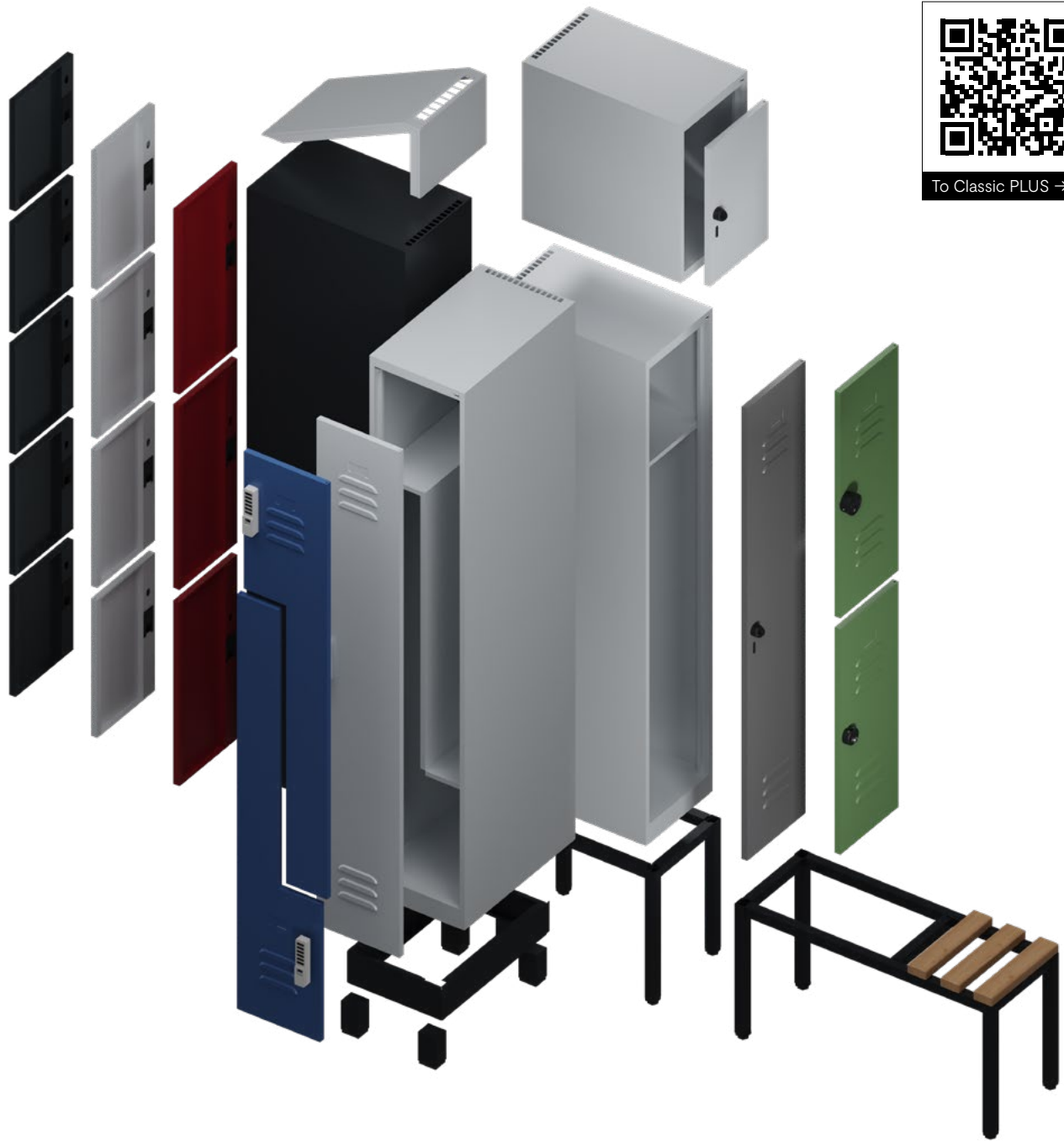


Rock-solid arguments

- + Sturdy steel construction with high-quality enamel coating
- + Bottom and locker floor generally zinc-plated for increased corrosion protection
- + Break-in-resistant design as per class B according to DIN 4547
- + 2 compartment widths, 5 different box heights
- + Reinforced doors, hinged on the right, with doorstop silencer, ventilation gills and label holder, as well as safety turning bolt latch for padlock (assembled box lockers with smooth doors and cylinder lock)
- + Single-tier lockers: Inside each compartment: 1 non-adjustable storage shelf with sturdy changing room rail below with 3 anti-rotation double sliding hooks (load capacity per rail: 40 kg, per double hook: 15 kg)
- + Double-tier lockers: Inside each box: 1 sturdy changing room rail with 3 anti-rotation double sliding hooks
- + Compartment bottom can be swept out easily
- + Slim lateral edges for a homogeneous look when lined up next to one another without doubling at the locker joints
- + Additional ventilation thanks to ventilation openings in compartment bottom and top as self-ventilation concept through structurally optimized air flow behavior

Available floor-standing, with feet, base or bench

- + Plastic feet, base featuring increased corrosion protection, both for body RAL 7035 in light gray, otherwise in black gray
- + Optional level adjustment for floor-standing, feet or base
- + 420 mm-high bench frame made of square tubing in black gray, with 10 mm level adjustment, bench slats made of 60 x 25 mm beech, rounded on all sides, coated with clear varnish with natural color variations
- + 450 mm seat height, 315 mm seat depth
- + Bench and locker separate for easy DIY assembly



To Classic PLUS →



Lockers
→ p. 4



Multi-purpose
lockers → p. 16



Double-tier lockers
→ p. 18



Assembled box
lockers → p. 22



Z lockers
→ p. 30

Classic PLUS

Lockers with full-length door.



Order no. 080000-20



Order no. 080010-20



Order no. 080020-22

Dimensions and design

With safety turning bolt
Clear opening dimensions per door:
1,749x240/340x477 (HxWxD)



Floor-standing

Locker height: 1,850
Locker depth: 500

Compartments	1x300	2x300	3x300
Locker width	300	600	900
Order no.	080000-10	080000-20	080000-30
Price			

With feet

Locker height: 1,950
Locker depth: 500
Foot height: 100

Compartments	1x300	2x300	3x300
Locker width	300	600	900
Order no.	080010-10	080010-20	080010-30
Price			

With base

Locker height: 1,950
Locker depth: 500
Base height: 100

Compartments	1x300	2x300	3x300
Locker width	300	600	900
Order no.	080020-10	080020-20	080020-30
Price			



Slim lateral edges for a homogeneous look when lined up next to one another without doubling at the locker joints



Compartments	4 x 300	1 x 400	2 x 400	3 x 400
Locker width	1200	400	800	1200
Order no.	080000-40	080000-12	080000-22	080000-32
Price				

Compartments	4 x 300	1 x 400	2 x 400	3 x 400
Locker width	1200	400	800	1200
Order no.	080010-40	080010-12	080010-22	080010-32
Price				

Compartments	4 x 300	1 x 400	2 x 400	3 x 400
Locker width	1200	400	800	1200
Order no.	080020-40	080020-12	080020-22	080020-32
Price				

+ Accessories (optional)

Selection → p. 36

Classic PLUS

Lockers with partition.

Space-saving solution for the separation of street and work clothing

Inside each compartment: 1 non-adjustable storage shelf, fixed steel partition below and sturdy changing room rail with anti-rotation double sliding hooks.



Order no. 080000-22F



Order no. 080010-22F



Order no. 080020-22F

Dimensions and design

With safety turning bolt
Clear opening dimensions per door:
1,749 x 340 x 477 (HxWxD)



Floor-standing

Locker height: 1,850
Locker depth: 500

Compartments	1 x 400	2 x 400	3 x 400
Locker width	400	800	1200
Order no.	080000-12F	080000-22F	080000-32F
Price			

With feet

Locker height: 1,950
Locker depth: 500
Foot height: 100

Compartments	1 x 400	2 x 400	3 x 400
Locker width	400	800	1200
Order no.	080010-12F	080010-22F	080010-32F
Price			

With base

Locker height: 1,950
Locker depth: 500
Base height: 100

Compartments	1 x 400	2 x 400	3 x 400
Locker width	400	800	1200
Order no.	080020-12F	080020-22F	080020-32F
Price			



Order no. 0800507-22F

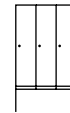
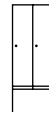
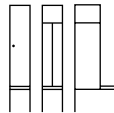


Order no. 0800507-32F

Variant: Hardwood bench slats

Dimensions and design

Locker height: 2,120
 Seat height: 450
 Seat depth: 315
 Clear opening dimensions per door:
 1,599 x 340 x 477 (H x W x D)

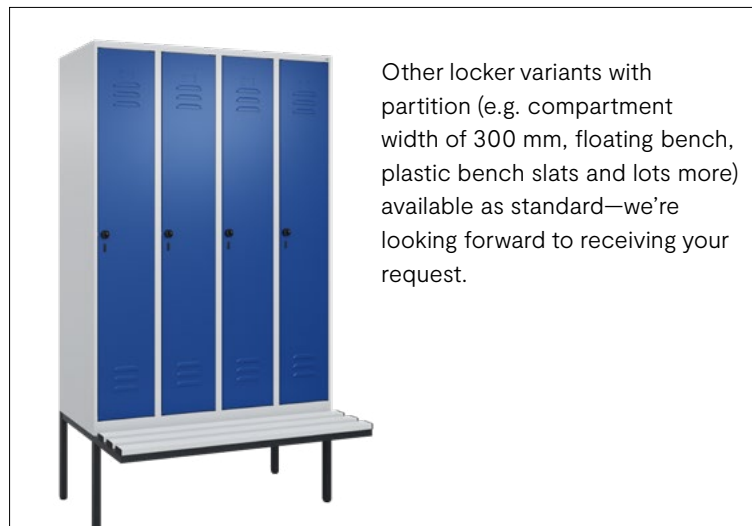


With bench built underneath the locker

Compartment	1 x 400	2 x 400	3 x 400
Locker width	400	800	1200
Order no.	0800507-12F	0800507-22F	0800507-32F
Locker depth, incl. bench: 815	Price		

Bench slats for models mentioned above made of beech hardwood as standard, rounded on all sides, coated with clear varnish with natural color variations. Standard color of the bench underframes is black gray RAL 7021. Absolute body height of lockers on bench or frame: 1,700 mm.

Locker and bench are delivered separately for easy DIY assembly.



Other locker variants with partition (e.g. compartment width of 300 mm, floating bench, plastic bench slats and lots more) available as standard—we're looking forward to receiving your request.

+ Accessories (optional)

Selection → p. 36

Classic PLUS

Lockers with bench.

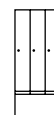
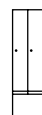
Bench slats for models mentioned below made of beech hardwood as standard, rounded on all sides, coated with clear varnish with natural color variations. Standard color of the bench underframes is black gray RAL 7021. Absolute body height of lockers on bench or frame: 1,700 mm.

Locker and bench are delivered separately for easy DIY assembly.

Variant: Hardwood bench slats

Dimensions and design

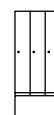
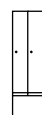
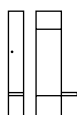
Locker height: 2,120
Seat height: 450
Seat depth: 315
Clear opening dimensions per door:
1,599x240/340x477 (HxWxD)



With bench built underneath the locker

Locker depth, incl. bench: 815

Compartments	1 x 300	2 x 300	3 x 300
Locker width	300	600	900
Order no.	0800507-10	0800507-20	0800507-30
Price			

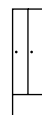
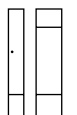


With floating bench

Locker depth, incl. bench: 815

Compartments	1 x 300	2 x 300	3 x 300
Locker width	300	600	900
Order no.	0800407-10	0800407-20	0800407-30
Price			

⚠ Wall mounting required!



Flush with frame underneath

Locker depth, incl. frame: 500

Compartments	1 x 300	2 x 300	3 x 300
Locker width	300	600	900
Order no.	0800307-10	0800307-20	0800307-30
Price			

Optional

Clear height above shoe rack: 225

+ Order no. of shoe rack	+ 08050-70110	+ 08050-70120	+ 08050-70130
+ Add. charge for shoe rack			

⚠ Upon request, frames also available in RAL 7035 or RAL 9016



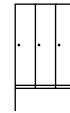
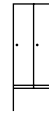
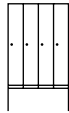
Order no. 0800507-20



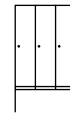
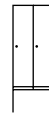
Order no. 0800407-30



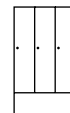
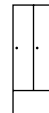
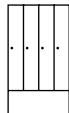
Order no. 0800307-32
& 08050-70132



Compartments	4 x 300	1 x 400	2 x 400	3 x 400
Locker width	1200	400	800	1200
Order no.	0800507-40	0800507-12	0800507-22	0800507-32
Price				



Compartments	4 x 300	1 x 400	2 x 400	3 x 400
Locker width	1200	400	800	1200
Order no.	0800407-40	0800407-12	0800407-22	0800407-32
Price				



Compartments	4 x 300	1 x 400	2 x 400	3 x 400
Locker width	1200	400	800	1200
Order no.	0800307-40	0800307-12	0800307-22	0800307-32
Price				

+ Order no. of shoe rack	+ 08050-70140	+ 08050-70112	+ 08050-70122	+ 08050-70132
+ Add. charge for shoe rack				

+ Accessories (optional)

Selection → p. 36

Classic PLUS

Lockers with bench.

Bench slats for models mentioned below made of plastic with zinc-plated steel core for optimum stability. Plastic bench slats are more hygienic and easier to clean. Standard color of the bench underframes is black gray RAL 7021. Locker and bench are delivered separately for easy DIY assembly. Absolute body height of lockers on bench or frame: 1,700 mm.

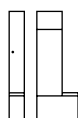


Order no. 0800507-30 & 08530-7035

Variant: Bench slats made of plastic

Dimensions and design

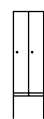
Locker height: 2,120
 Seat height: 450
 Seat depth: 315
 Clear opening dimensions per door:
 1,599 x 240/340 x 477 (H x W x D)



With bench built underneath the locker

Locker depth, incl. bench: 815

Compartment	1 x 300	2 x 300	3 x 300
Locker width	300	600	900
Order no.	0800507-10 + 08510	0800507-20 + 08520	0800507-30 + 08530
Color no. for light gray	-7035		
Color no. for white	-9016		
Color no. for black gray	-7021		
Price			



With floating bench

Locker depth, incl. bench: 815

ⓘ Wall mounting required!

Compartment	1 x 300	2 x 300	3 x 300
Locker width	300	600	900
Order no.	0800407-10 + 08510	0800407-20 + 08520	0800407-30 + 08530
Color no. for light gray	-7035		
Color no. for white	-9016		
Color no. for black gray	-7021		
Price			

Optional

Clear height above shoe rack: 225

+ Order no. of shoe rack	+ 08050-70110	+ 08050-70120	+ 08050-70130
+ Add. charge for shoe rack			

ⓘ Upon request, frames also available in RAL 7035 or RAL 9016



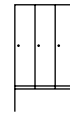
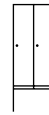
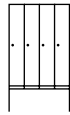
Order no. 0800507-30 & 08530-9016



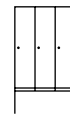
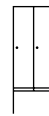
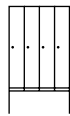
Order no. 0800407-20
& 08520-7035



Order no. 0800507-32 & 08532-7021
& 08050-70132



Compartments	4 x 300	1 x 400	2 x 400	3 x 400
Locker width	1200	400	800	1200
Order no.	0800507-40 + 08540	0800507-12 + 08512	0800507-22 + 08522	0800507-32 + 08532
Color no. for light gray	-7035			
Color no. for white	-9016			
Color no. for black gray	-7021			
Price				



Compartments	4 x 300	1 x 400	2 x 400	3 x 400
Locker width	1200	400	800	1200
Order no.	0800407-40 + 08540	0800407-12 + 08512	0800407-22 + 08522	0800407-32 + 08532
Color no. for light gray	-7035			
Color no. for white	-9016			
Color no. for black gray	-7021			
Price				

+ Order no. of shoe rack	+ 08050-70140	+ 08050-70112	+ 08050-70122	+ 08050-70132
+ Add. charge for shoe rack				

+ Accessories (optional)

Selection → p. 36

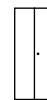
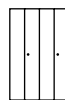
Classic PLUS

Lockers with pairs of doors closing in the middle.

For the joint locking of two compartments for use by one person, e.g. for the separate placement of **street and work clothing**. Bench slats made of beech hardwood as standard, approx. 60 x 25 mm profile, rounded on all sides, coated with clear varnish with natural color variations. Plastic bench slats available at no additional charge. Standard color for the bench underframe: black gray RAL 7021. Absolute body height of lockers on bench or frame: 1,700 mm. Locker and bench are delivered separately for easy DIY assembly.

Dimensions and design

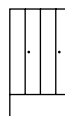
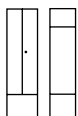
With safety turning bolt
Clear opening dimensions per door:
1,749 x 240/340 x 477 (H x W x D)
With frame: 1,599 x 240/340 x 477 (H x W x D)



Floor-standing	Compartments	2 x 300	4 x 300	2 x 400
Locker height: 1,850	For no. of persons	1	2	1
Locker depth: 500	Locker width	600	1200	800
	Order no.	080002-20	080002-40	080002-22
	Price			

With feet	Compartments	2 x 300	4 x 300	2 x 400
Locker height: 1,950	For no. of persons	1	2	1
Locker depth: 500	Locker width	600	1200	800
Foot height: 100	Order no.	080012-20	080012-40	080012-22
	Price			

With base	Compartments	2 x 300	4 x 300	2 x 400
Locker height: 1,950	For no. of persons	1	2	1
Locker depth: 500	Locker width	600	1200	800
Base height: 100	Order no.	080022-20	080022-40	080022-22
	Price			



Flush with frame underneath	Compartments	2 x 300	4 x 300	2 x 400
Locker height: 2,120	For no. of persons	1	2	1
Frame height: 420	Locker width	600	1200	800
Locker depth, incl. frame: 500	Order no.	0800327-20	0800327-40	0800327-22
	Price			

Optional		+ 08050-70120	+ 08050-70140	+ 08050-70122
Clear height above shoe rack: 225	(+) Order no. of shoe rack			
	(+) Add. charge for shoe rack			



Order no. 080002-20



Order no. 080022-22



Order no. 0800527-20
& 08050-70120

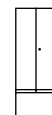
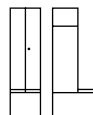


Order no. 0800327-40
& 08050-70140

Variant: Hardwood bench slats

Dimensions and design

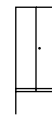
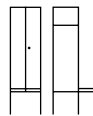
Locker height: 2,120
 Seat height: 450
 Seat depth: 315
 Clear opening dimensions per door:
 1,599 x 240/340 x 477 (H x W x D)



With bench built underneath the locker

Locker depth, incl. bench: 815

Compartment	2 x 300	4 x 300	2 x 400
For no. of persons	1	2	1
Locker width	600	1200	800
Order no.	0800527-20	0800527-40	0800527-22
Price			



With floating bench

Locker depth, incl. bench: 815

⚠ Wall mounting required!

Compartment	2 x 300	4 x 300	2 x 400
For no. of persons	1	2	1
Locker width	600	1200	800
Order no.	0800427-20	0800427-40	0800427-22
Price			

Optional

Clear height above shoe rack: 225

⊕ Order no. of shoe rack	+ 08050-70120	+ 08050-70140	+ 08050-70122
⊕ Add. charge for shoe rack			

⊕ Accessories (optional)

Selection → p. 36



Order no. 0800527-20
& 08520-7035



Order no. 0800527-20
& 08520-9016



Order no. 0800427-20
& 08520-7035

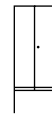
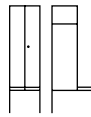


Order no. 0800527-22
& 08522-7021
& 08050-70122

Variant: Bench slats made of plastic

Dimensions and design

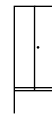
Locker height: 2,120
Seat height: 450
Seat depth: 315
Clear opening dimensions per door:
1,599 x 240/340 x 477 (H x W x D)



With bench built underneath the locker

Locker depth, incl. bench: 815

Compartments	2 x 300	4 x 300	2 x 400
For no. of persons	1	2	1
Locker width	600	1200	800
Order no.	0800527-20 + 08520	0800527-40 + 08540	0800527-22 + 08522
Color no. for light gray	-7035		
Color no. for white	-9016		
Color no. for black gray	-7021		
Price			



With floating bench

Locker depth, incl. bench: 815

ⓘ Wall mounting required!

Compartments	2 x 300	4 x 300	2 x 400
For no. of persons	1	2	1
Locker width	600	1200	800
Order no.	0800427-20 + 08520	0800427-40 + 08540	0800427-22 + 08522
Color no. for light gray	-7035		
Color no. for white	-9016		
Color no. for black gray	-7021		
Price			

Optional

Clear height above shoe rack: 225

Order no. of shoe rack	+ 08050-70120	+ 08050-70140	+ 08050-70122
Add. charge for shoe rack			

Accessories (optional)

Selection → p. 36

ⓘ All dimensions in mm, and all prices in Euros
Frames also available in RAL 7035 or RAL 9016



When employees are exposed to strong odors or dirt, work and street clothing need their own separate compartments—i.e. “dirty/clean separation.” Classic PLUS masters this requirement of workplace regulations in a highly professional way.

Classic PLUS

Multi-purpose lockers.

Doors closing in the middle with a joint turning bolt latch for padlock, shelves not adjustable.



Order no. 080600-20



Order no. 080100-02

Dimensions and design

With safety turning bolt
Clear opening dimensions per door:
1,749x240/340x477 (HxWxD)



Floor-standing

Locker height: 1,850
Locker depth: 500

Variant

Laundry locker

4 shelves on the left, storage shelf on the right with sturdy changing room rail with an oval profile and 3 anti-rotation sliding hooks

Cleaning supply locker

Reduced-size partition, 4 compartments on the left, sturdy rail with an oval profile on the right with 3 anti-rotation sliding hooks.

Compartments

2 x 300

2 x 400

2 x 300

2 x 400

Locker width

600

800

600

800

Order no.

080600-20

080600-22

080100-00

080100-02

Price

With feet

Locker height: 1,950
Locker depth: 500
Foot height: 100

Variant

Laundry locker

4 shelves on the left, storage shelf on the right with sturdy changing room rail with an oval profile and 3 anti-rotation sliding hooks

Cleaning supply locker

Reduced-size partition, 4 compartments on the left, sturdy rail with an oval profile on the right with 3 anti-rotation sliding hooks.

Compartments

2 x 300

2 x 400

2 x 300

2 x 400

Locker width

600

800

600

800

Order no.

080610-20

080610-22

080110-00

080110-02

Price

With base

Locker height: 1,950
Locker depth: 500
Base height: 100

Variant

Laundry locker

4 shelves on the left, storage shelf on the right with sturdy changing room rail with an oval profile and 3 anti-rotation sliding hooks

Cleaning supply locker

Reduced-size partition, 4 compartments on the left, sturdy rail with an oval profile on the right with 3 anti-rotation sliding hooks.

Compartments

2 x 300

2 x 400

2 x 300

2 x 400

Locker width

600

800

600

800

Order no.

080620-20

080620-22

080120-00

080120-02

Price



Order no. 080000-20B



Order no. 080002-22B

Doors with a turning bolt latch for padlock, shelves not adjustable.



Variant

Laundry locker

With individually lockable doors (both hinged on the right) per compartment with 4 shelves

Laundry locker

With doors closing in the middle (same lock) per compartment with 4 shelves

Compartments

2 x 300

2 x 400

2 x 300

2 x 400

Locker width

600

800

600

800

Order no.

080000-20B

080000-22B

080002-20B

080002-22B

Price

Variant

Laundry locker

With individually lockable doors (both hinged on the right) per compartment with 4 shelves

Laundry locker

With doors closing in the middle (same lock) per compartment with 4 shelves

Compartments

2 x 300

2 x 400

2 x 300

2 x 400

Locker width

600

800

600

800

Order no.

080010-20B

080010-22B

080012-20B

080012-22B

Price

Variant

Laundry locker

With individually lockable doors (both hinged on the right) per compartment with 4 shelves

Laundry locker

With doors closing in the middle (same lock) per compartment with 4 shelves

Compartments

2 x 300

2 x 400

2 x 300

2 x 400

Locker width

600

800

600

800

Order no.

080020-20B

080020-22B

080022-20B

080022-22B

Price

+ Accessories (optional)

Selection → p. 36

Classic PLUS

Double-tier lockers.

Lockers, double-tier, 2 compartments on top of one another, per compartment: 1 door, sturdy wardrobe rail with an oval profile and 3 anti-rotation sliding hooks, doors at the top and bottom with ventilation gills, stamped-in label holder and turning bolt latch for padlock. Bench slats made of beech hardwood as standard, approx. 60 x 25 mm profile, rounded on all sides, coated with clear varnish with natural color variations. Plastic bench slats available at no additional charge. Standard color for the bench underframe: black gray RAL 7021. Absolute body height of lockers on bench or frame: 1,700 mm.



Order no. 080300-20



Order no. 080310-20



Order no. 080320-22

Dimensions and design

With safety turning bolt
Clear opening dimensions per door:
854 x 240/340 x 477 (H x W x D)



Floor-standing

Locker height: 1,850
Locker depth: 500

Compartments	1x 300	2x 300	3x 300	4x 300	1x 400	2x 400	3x 400
Locker width	300	600	900	1200	400	800	1200
Order no.	080300-10	080300-20	080300-30	080300-40	080300-12	080300-22	080300-32
Price							

With feet

Locker height: 1,950
Locker depth: 500
Foot height: 100

Compartments	1x 300	2x 300	3x 300	4x 300	1x 400	2x 400	3x 400
Locker width	300	600	900	1200	400	800	1200
Order no.	080310-10	080310-20	080310-30	080310-40	080310-12	080310-22	080310-32
Price							

With base

Locker height: 1,950
Locker depth: 500
Base height: 100

Compartments	1x 300	2x 300	3x 300	4x 300	1x 400	2x 400	3x 400
Locker width	300	600	900	1200	400	800	1200
Order no.	080320-10	080320-20	080320-30	080320-40	080320-12	080320-22	080320-32
Price							



Order no. 0803507-20



Order no. 0803407-30

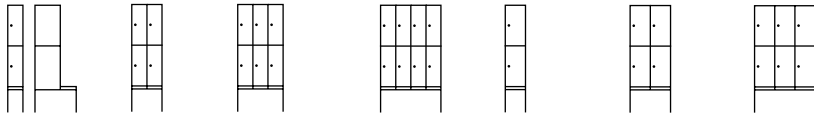


Order no. 0803307-32

Variant: Hardwood bench slats

Dimensions and design

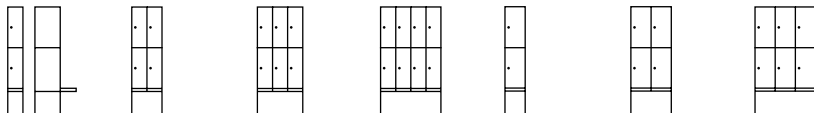
Locker height: 2,120
 Seat height: 450
 Seat depth: 315
 Clear opening dimensions per door:
 779x240/340x477 (HxWxD)



With bench built underneath the locker

Compartments	1 x 300	2 x 300	3 x 300	4 x 300	1 x 400	2 x 400	3 x 400
Locker width	300	600	900	1200	400	800	1200
Order no.	0803507-10	0803507-20	0803507-30	0803507-40	0803507-12	0803507-22	0803507-32

Locker depth, incl. bench: 815 Price



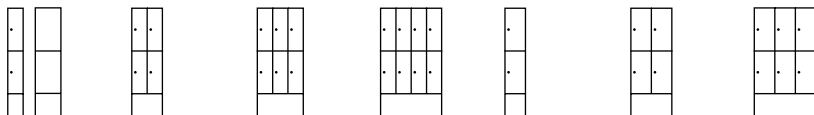
With floating bench

Compartments	1 x 300	2 x 300	3 x 300	4 x 300	1 x 400	2 x 400	3 x 400
Locker width	300	600	900	1200	400	800	1200
Order no.	0803407-10	0803407-20	0803407-30	0803407-40	0803407-12	0803407-22	0803407-32

Locker depth, incl. bench: 815

Price

⚠ Wall mounting required!



Flush with frame underneath

Compartments	1 x 300	2 x 300	3 x 300	4 x 300	1 x 400	2 x 400	3 x 400
Locker width	300	600	900	1200	400	800	1200
Order no.	0803307-10	0803307-20	0803307-30	0803307-40	0803307-12	0803307-22	0803307-32

Locker height: 2,120

Frame height: 420

Locker depth, incl. frame: 500

Optional

Clear height above shoe rack: 225

Order no. of shoe rack	+ 08050-70110	+ 08050-70120	+ 08050-70130	+ 08050-70140	+ 08050-70112	+ 08050-70122	+ 08050-70132
Additional charge for shoe rack							

+ Accessories (optional)

Selection → p. 36



Order no. 0803507-20
& 08520-7035



Order no. 0803407-30
& 08530-7021

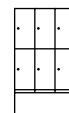
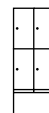

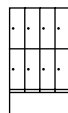
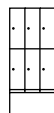
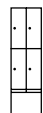
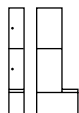


Order no. 0803407-32
& 08532-9016

Variant: Bench slats made of plastic

Dimensions and design

Locker height: 2,120
Seat height: 450
Seat depth: 315
Clear opening dimensions per door:
779x240/340x477 (HxWxD)



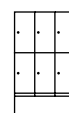
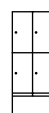
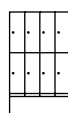
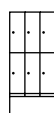
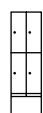
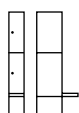
With bench built underneath

Compartment	1 x 300	2 x 300	3 x 300	4 x 300	1 x 400	2 x 400	3 x 400
Locker width	300	600	900	1200	400	800	1200
Order no.	0803507-10 + 08510	0803507-20 + 08520	0803507-30 + 08530	0803507-40 + 08540	0803507-12 + 08512	0803507-22 + 08522	0803507-32 + 08532

Locker depth incl. bench: 815

Color no. for light gray	-7035
Color no. for white	-9016
Color no. for black gray	-7021

Price



With floating bench

Compartment	1 x 300	2 x 300	3 x 300	4 x 300	1 x 400	2 x 400	3 x 400
Locker width	300	600	900	1200	400	800	1200
Order no.	0803407-10 + 08510	0803407-20 + 08520	0803407-30 + 08530	0803407-40 + 08540	0803407-12 + 08512	0803407-22 + 08522	0803407-32 + 08532

Locker depth incl. bench: 815

Color no. for light gray	-7035
Color no. for white	-9016
Color no. for black gray	-7021

Price

⚠ Wall mounting required!

Optional

Order no. of shoe rack	+ 08050-70110	+ 08050-70120	+ 08050-70130	+ 08050-70140	+ 08050-70112	+ 08050-70122	+ 08050-70132
Add. charge f. shoe rack							

Clear height above shoe rack: 225

Accessories (optional)

Selection → p. 36

⚠ All dimensions in mm, and all prices in Euros
Frames also available in RAL 7035 or RAL 9016



Classic PLUS

Assembled box lockers.

Doors are single-walled, smooth, without ventilation gills and without label holders (if required, please order additional plastic label holders).

400 mm compartment width also suitable for motorcycle helmets. Each door features cylinder lock and 2 keys. The bottoms of the boxes are generally finished in the body color. For publicly accessible boxes, we recommend door opening limiters.

Other locking systems → p. 160



Order no. 080000-203



Order no. 080010-223

Variant: 3 box tiers

Dimensions and design

With cylinder lock and 2 keys
Clear opening dimensions per box:
562 x 240/340 x 477 (H x W x D)



Floor-standing

Locker height: 1,850
Locker depth: 500

Compartments	1x 300	2x 300	3x 300
Boxes	3	6	9
Locker width	300	600	900
Order no.	080000-103	080000-203	080000-303
Price			

With feet

Locker height: 1,950
Locker depth: 500
Foot height: 100

Compartments	1x 300	2x 300	3x 300
Boxes	3	6	9
Locker width	300	600	900
Order no.	080010-103	080010-203	080010-303
Price			

With base

Locker height: 1,950
Locker depth: 500
Base height: 100

Compartments	1x 300	2x 300	3x 300
Boxes	3	6	9
Locker width	300	600	900
Order no.	080020-103	080020-203	080020-303
Price			



Order no. 080020-203



Order no. 080020-323



Compartments	4 x 300	1x400	2 x 400	3 x 400
Boxes	12	3	6	9
Locker width	1200	400	800	1200
Order no.	080000-403	080000-123	080000-223	080000-323
Price				

Compartments	4 x 300	1x400	2 x 400	3 x 400
Boxes	12	3	6	9
Locker width	1200	400	800	1200
Order no.	080010-403	080010-123	080010-223	080010-323
Price				

Compartments	4 x 300	1x400	2 x 400	3 x 400
Boxes	12	3	6	9
Locker width	1200	400	800	1200
Order no.	080020-403	080020-123	080020-223	080020-323
Price				

+ Accessories (optional)

Selection → p. 36

Classic PLUS

Assembled box lockers.

Doors are single-walled, smooth, without ventilation gills and without label holders (if required, please order additional plastic label holders).

400 mm compartment width also suitable for motorcycle helmets. Each door features cylinder lock and 2 keys. The bottoms of the boxes are generally finished in the body color. For publicly accessible boxes, we recommend door opening limiters.

Other locking systems → p. 160



Order no. 080000-204



Order no. 080010-224

Variant: 4 box tiers

Dimensions and design

With cylinder lock and 2 keys
Clear opening dimensions per box:
415x240/340x477 (HxWxD)



Floor-standing

Locker height: 1,850
Locker depth: 500

Compartments	1x 300	2 x 300	3 x 300
Boxes	4	8	12
Locker width	300	600	900
Order no.	080000-104	080000-204	080000-304
Price			

With feet

Locker height: 1,950
Locker depth: 500
Foot height: 100

Compartments	1x 300	2 x 300	3 x 300
Boxes	4	8	12
Locker width	300	600	900
Order no.	080010-104	080010-204	080010-304
Price			

With base

Locker height: 1,950
Locker depth: 500
Base height: 100

Compartments	1x 300	2 x 300	3 x 300
Boxes	4	8	12
Locker width	300	600	900
Order no.	080020-104	080020-204	080020-304
Price			



Order no. 080020-204



Order no. 080020-324



Compartments	4 x 300	1 x 400	2 x 400	3 x 400
Boxes	16	4	8	12
Locker width	1200	400	800	1200
Order no.	080000-404	080000-124	080000-224	080000-324
Price				

Compartments	4 x 300	1 x 400	2 x 400	3 x 400
Boxes	16	4	8	12
Locker width	1200	400	800	1200
Order no.	080010-404	080010-124	080010-224	080010-324
Price				

Compartments	4 x 300	1 x 400	2 x 400	3 x 400
Boxes	16	4	8	12
Locker width	1200	400	800	1200
Order no.	080020-404	080020-124	080020-224	080020-324
Price				

+ Accessories (optional)

Selection → p. 36

Classic PLUS

Assembled box lockers.

Doors are single-walled, smooth, without ventilation gills and without label holders (if required, please order additional plastic label holders).

400 mm compartment width also suitable for motorcycle helmets. Each door features cylinder lock and 2 keys. The bottoms of the boxes are generally finished in the body color. For publicly accessible boxes, we recommend door opening limiters.

Other locking systems → p. 160



Order no. 080000-205



Order no. 080010-225

Variant: 5 box tiers

Dimensions and design

With cylinder lock and 2 keys
Clear opening dimensions per box:
328 x 240/340 x 477 (HxWxD)



Floor-standing

Locker height: 1,850
Locker depth: 500

Compartments	1x300	2x300	3x300
Boxes	5	10	15
Locker width	300	600	900
Order no.	080000-105	080000-205	080000-305
Price			

With feet

Locker height: 1,950
Locker depth: 500
Foot height: 100

Compartments	1x300	2x300	3x300
Boxes	5	10	15
Locker width	300	600	900
Order no.	080010-105	080010-205	080010-305
Price			

With base

Locker height: 1,950
Locker depth: 500
Base height: 100

Compartments	1x300	2x300	3x300
Boxes	5	10	15
Locker width	300	600	900
Order no.	080020-105	080020-205	080020-305
Price			



Order no. 080020-205



Order no. 080020-325



Compartments	4 x 300	1x400	2 x 400	3 x 400
Boxes	20	5	10	15
Locker width	1200	400	800	1200
Order no.	080000-405	080000-125	080000-225	080000-325
Price				

Compartments	4 x 300	1x400	2 x 400	3 x 400
Boxes	20	5	10	15
Locker width	1200	400	800	1200
Order no.	080010-405	080010-125	080010-225	080010-325
Price				

Compartments	4 x 300	1x400	2 x 400	3 x 400
Boxes	20	5	10	15
Locker width	1200	400	800	1200
Order no.	080020-405	080020-125	080020-225	080020-325
Price				

+ Accessories (optional)

Selection → p. 36

Classic PLUS

Top lockers.

The practical and space-saving solution for when more storage space is required. Doors are single-walled, smooth, without ventilation gills and without label holders (if required, please order additional plastic label holders). 400 mm compartment width also suitable for motorcycle helmets.

Other locking systems → p. 160



Top locker above:
Base locker below:

Order no. 080090-20
Order no. 080000-20



Order no. 080090-32
Order no. 080000-32

Dimensions and design

With turning bolt latch
Clear opening dimensions per door:
429 x 240/340 x 477 (H x W x D)

With doors hinged on the right

Locker height: 500
Locker depth: 500

	□	□□	□□□
Compartment	1x300	2x300	3x300
Locker width	300	600	900
Order no.	080090-10	080090-20	080090-30
Price			

With doors closing in the middle

Locker height: 500
Locker depth: 500

	□□	□□□□	□□
Compartment	2x300	4x300	2x400
Locker width	600	1200	800
Order no.	080092-20	080092-40	080092-22
Price			



Order no. 080092-20
Order no. 080002-20



Order no. 080092-40
Order no. 080002-40



Compartments	4 x 300	1 x 400	2 x 400	3 x 400
Locker width	1200	400	800	1200
Order no.	080090-40	080090-12	080090-22	080090-32
Price				

+ Accessories (optional)

Selection → p. 36

Classic PLUS

Z lockers.

Z lockers only require the space of a double-tier locker, but offer hanging room for long items of clothing. No risk of collisions at the doors thanks to appropriate positioning of the lock.

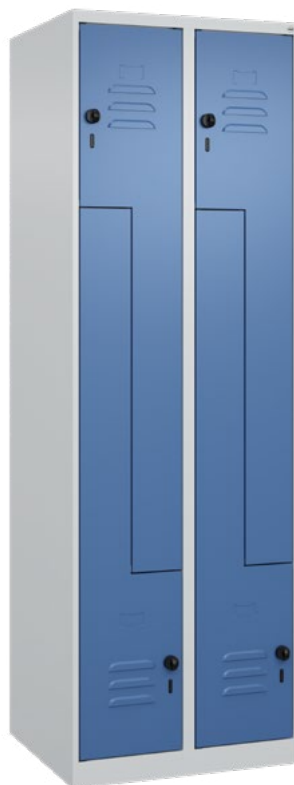
Per compartment: 1 door, top and bottom storage shelves, sturdy changing room rail with an oval profile and 3 anti-rotation sliding hooks.

Doors above and below feature ventilation gills, punched-in label holder and turning bolt latch for padlock.


Clear opening width of the narrow area
(comp. wid.: 300/400 mm):

Left door: 123/173 mm

Right door: 109/159 mm



Order no. 080003-204



Order no. 080013-204

Dimensions and design

With safety turning bolt
Clear opening dimensions per door:
1,293 x 240/340 x 477 (H x W x D)



Floor-standing

Locker height: 1,850
Locker depth: 500

Compartments	1 x 300	2 x 300	3 x 300
Locker width	300	600	900
Order no.	080003-102	080003-204	080003-306
Price			

With feet


Locker height: 1,950
Locker depth: 500
Foot height: 100

Compartments	1 x 300	2 x 300	3 x 300
Locker width	300	600	900
Order no.	080013-102	080013-204	080013-306
Price			

With base

Locker height: 1,950
Locker depth: 500
Base height: 100

Compartments	1 x 300	2 x 300	3 x 300
Locker width	300	600	900
Order no.	080023-102	080023-204	080023-306
Price			



Order no. 080023-204



Order no. 080023-326



Compartments	4 x 300	1 x 400	2 x 400	3 x 400
Locker width	1200	400	800	1200
Order no.	080003-408	080003-122	080003-224	080003-326
Price				

Compartments	4 x 300	1 x 400	2 x 400	3 x 400
Locker width	1200	400	800	1200
Order no.	080013-408	080013-122	080013-224	080013-326
Price				

Compartments	4 x 300	1 x 400	2 x 400	3 x 400
Locker width	1200	400	800	1200
Order no.	080023-408	080023-122	080023-224	080023-326
Price				

+ Accessories (optional)

Selection → p. 36

Classic PLUS

Z lockers with bench.


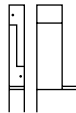
Bench slats for models mentioned below made of beech hardwood as standard, rounded on all sides, coated with clear varnish with natural color variations. Standard color of the bench underframes is black gray RAL 7021. Absolute body height of lockers on bench or frame: 1,700 mm.

Locker and bench are delivered separately for easy DIY assembly.

Variant: Hardwood bench slats

Dimensions and design

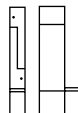
Locker height: 2,120
 Seat height: 450
 Seat depth: 315
 Clear opening dimensions per door:
 1,218x240/340x477 (HxWxD)



With bench built underneath the locker

Locker depth, incl. bench: 815

Compartments	1 x 300	2 x 300	3 x 300
Locker width	300	600	900
Order no.	0800537-102	0800537-204	0800537-306
Price			

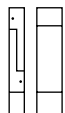


With floating bench

Locker depth, incl. bench: 815

Compartments	1 x 300	2 x 300	3 x 300
Locker width	300	600	900
Order no.	0800437-102	0800437-204	0800437-306
Price			

! Wall mounting required!



Flush with frame underneath

Locker depth, incl. frame: 500

Compartments	1 x 300	2 x 300	3 x 300
Locker width	300	600	900
Order no.	0800337-102	0800337-204	0800337-306
Price			

Optional

Clear height above shoe rack: 225

+ Order no. of shoe rack	+ 08050-70110	+ 08050-70120	+ 08050-70130
+ Add. charge for shoe rack			

! Upon request, frames also available in RAL 7035 or RAL 9016



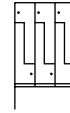
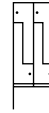
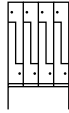
Order no. 0800537-204



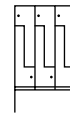
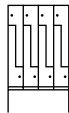
Order no. 0800437-306



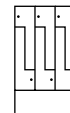
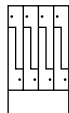
Order no. 0800337-326 & 08050-70132



Compartments	4 x 300	1 x 400	2 x 400	3 x 400
Locker width	1200	400	800	1200
Order no.	0800537-408	0800537-122	0800537-224	0800537-326
Price				



Compartments	4 x 300	1 x 400	2 x 400	3 x 400
Locker width	1200	400	800	1200
Order no.	0800437-408	0800437-122	0800437-224	0800437-326
Price				



Compartments	4 x 300	1 x 400	2 x 400	3 x 400
Locker width	1200	400	800	1200
Order no.	0800337-408	0800337-122	0800337-224	0800337-326
Price				

- + Order no. of shoe rack + 08050-70140 + 08050-70112 + 08050-70122 + 08050-70132
- + Add. charge for shoe rack

+ Accessories (optional)

Selection → p. 36

Classic PLUS

Z lockers with bench.

Bench slats for models mentioned below made of plastic with zinc-plated steel core for optimum stability. Plastic bench slats are more hygienic and easier to clean. Standard color of the bench underframes is black gray RAL 7021. Locker and bench are delivered separately for easy DIY assembly. Absolute body height of lockers on bench or frame: 1,700 mm.

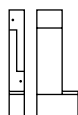


Order no. 0800537-306 & 08530-7035

Variant: Bench slats made of plastic

Dimensions and design

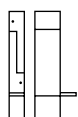
Locker height: 2,120
 Seat height: 450
 Seat depth: 315
 Clear opening dimensions per door:
 1,218x240/340x477 (HxWxD)



With bench built underneath the locker

Locker depth, incl. bench: 815

Compartment	1x300	2x300	3x300
Locker width	300	600	900
Order no.	0800537-102 + 08510	0800537-204 + 08520	0800537-306 + 08530
Color no. for light gray	-7035		
Color no. for white	-9010		
Color no. for black gray	-7021		
Price			



With floating bench

Locker depth, incl. bench: 815

⚠ Wall mounting required!

Compartment	1x300	2x300	3x300
Locker width	300	600	900
Order no.	0800437-102 + 08510	0800437-204 + 08520	0800437-306 + 08530
Color no. for light gray	-7035		
Color no. for white	-9010		
Color no. for black gray	-7021		
Price			

Optional

Clear height above shoe rack: 225

Order no. of shoe rack	+ 08050-70110	+ 08050-70120	+ 08050-70130
Add. charge f. shoe rack			

⚠ Upon request, frames also available in RAL 7035 or RAL 9016



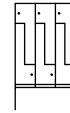
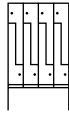
Order no. 0800537-306 & 08530-9010



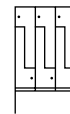
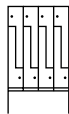
Order no. 0800437-204
& 08520-7035



Order no. 0800537-326 & 08532-7021
& 08050-70132



Compartments	4 x 300	1 x 400	2 x 400	3 x 400
Locker width	1200	400	800	1200
Order no.	0800537-408 + 08540	0800537-122 + 08512	0800537-224 + 08522	0800537-326 + 08532
Color no. for light gray	-7035			
Color no. for white	-9010			
Color no. for black gray	-7021			
Price				



Compartments	4 x 300	1 x 400	2 x 400	3 x 400
Locker width	1200	400	800	1200
Order no.	0800437-408 + 08540	0800437-122 + 08512	0800437-224 + 08522	0800437-326 + 08532
Color no. for light gray	-7035			
Color no. for white	-9010			
Color no. for black gray	-7021			
Price				

+ Order no. of shoe rack	+ 08050-70140	+ 08050-70112	+ 08050-70122	+ 08050-70132
+ Add. charge f. shoe rack				

+ Accessories (optional)

Selection → p. 36

Classic PLUS

Accessories.

Wet room version

For floor-standing lockers and lockers with feet or base Entire locker electrolytically zinc-plated and enamel coated				
Number of compartments	1	2	3	4
Order no.	08000-201	08000-202	08000-203	08000-204
Price				
For lockers with frame/bench Entire locker and frame electrolytically zinc-plated and enamel coated				
Number of compartments	1	2	3	4
Order no.	08000-211	08000-212	08000-213	08000-214
Price				



Sloping top

230 mm high in the rear, comprised of sloping top section and side panels, can be retrofitted							
Number of compartments	1	2		3	4		
Compartment width	300	400	300	400	300	400	300
Order no.	08504-10	08504-12	08504-20	08504-22	08504-30	08504-32	08504-40
Price							



Support for wall mounting

Rear aluminum angled rail (wall mounting holes in each locker rear panel as standard!)						
For locker width	300	400	600	800	900	1200
Order no.	08000-34030	08000-34040	08000-34060	08000-34080	08000-34090	08000-34120
Price						




Door versions




	Smooth doors No ventilation gills, no stamped-in label holder, additional charge per door		Doors with round holes Hole pattern with 8 mm round holes as per DIN 4547, no stamped-in label holder, additional charge per door	
	Single-tier doors	Double-tier doors	Single-tier doors	Double-tier doors
Order no.	08001-303	08001-303D	08001-308	08001-308D
Price				

Door designs



	Doors with square holes Hole pattern with 23 mm square holes, for looking into the locker, no stamped-in label holder		Label holder Made of plastic, self-adhesive	Door opening limiter Made of steel cable, for 90° opening angle	
	Single-tier doors	Double-tier doors	Incl. label	Per door	
Order no.	-	-	08500-15	08505-02	
Price	Project-specific on request				

Additional equipment



	Glass mirror, small With tape strips, for attachment by customer	Metal mirror, large Polished, with tape strips, for attachment by customer	Inserts for label holder 1x DIN A4 sheet (27 pc.), e.g. for printing	Towel hanger Metal, for attachment on the door inside, only for right-hand doors	
	H 110 x B 90	H 200 x B 115	H 30 x B 60	Comp. wid. 300	Comp. wid. 400
Order no.	00018-00	00019-00	08501-071	04900-770	04900-772
Price					

Additional equipment




	Partition below the storage shelf Made of translucent plastic, can be retrofitted	Standard hanger Hardwood, painted black	Drying hanger Made of plastic, black, no pant clips	Drying hanger Made of plastic, black, with pant clips	
	H 1,210 x D 300	With special mounting	With special mounting	With special mounting	
Order no.	04900-705	08000-061	08078-715	08078-716	
Price					

Classic PLUS

Accessories.

Additional equipment



	Plastic shoe tray With spacers for maintaining rear compartment ventilation		Flush-mounted base Otherwise recessed at the front as standard		Level adjustment For floor-standing lockers	Level adjustment For lockers with feet or base
	Comp. wid. 300	Comp. wid. 400	Per locker		Per locker	Per locker
Order no.	08000-7072	08000-7073	08000-8020		08000-261	08000-26
Price						

Shoe shelf



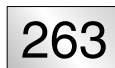
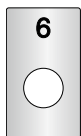
	Additional lower shelf or cover in compartment. Permanently mounted, cannot be retrofitted				Additional lower shelf or cover in compartment. With grid bars for subsequent installation	
Installation height	250		300		Adjustable using grid bar: 200, 250, 300 or 350	
For compartment width	300	400	300	400	300	400
Order no.	08000-80250	08002-80250	-		08000-80	08002-80
Price per compartment			Project-specific on request			

Double sliding hooks



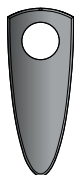
	Spare part, 1 PU = 10 pieces
Order no.	08500-0120
Price	

Number plates



	Number plate (for cylinder locks only) In lock area, self-adhesive, H 79xW 45 mm, loose for easy attachment	Stainless steel number plate, small Free positioning, self-adhesive, H 30xW 50 mm, loose for easy attachment
	Made of plastic	Made of stainless steel
Order no.	08502-0611	08501-0611
Price		08501-06

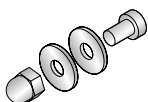
Door protection with number plate



	Door protection (for cylinder locks only) Suitable for holding number plate model 04900-744, loose for easy attachment	Number plate For easy attachment above the door protection (please specify desired 3-digit number!), can only be used with door protection model 04900-742
	Made of plastic	Made of plastic
Order no.	04900-742	04900-744
Price		



Locker connectors



Side locker connection (1 set for 2 lockers), for the connection of 2 lockers to one another

Order no. 4500-715

Price

